











Market Analysis Summary |

Type: Condominium

#	MLS #	Address	City	 Bd	 Ba	 YB	 Land	 Sqft	 \$ Sqft	 List Price	 Sold Price	 Sold Date	 Sale/List	 DOM
Listings: Sold														
1	W053059	2111 Whistler #319	Whistler	1	1	1976		355	\$1,349	\$479,000	\$479,000	01/24/2024	100.0%	101
2	W053377	4111 Golfers Approach #2	Whistler	1	1	1981		515	\$1,524	\$825,000	\$785,000	01/04/2024	95.2%	41
3	W053379	2129 Lake Placid #208	Whistler	2	2	1976		788	\$1,136	\$899,000	\$895,000	03/03/2024	99.6%	31
4	W053454	4314 Main #350	Whistler	1	1	1996		561	\$1,852	\$1,039,000	\$1,039,000	03/19/2024	100.0%	22
5	W053406	4314 Main #346	Whistler	1	1	1996		579	\$1,848	\$1,099,000	\$1,070,000	03/30/2024	97.4%	45
6	W052877	4660 Blackcomb #318	Whistler	1	1	1998		556	\$1,811	\$1,099,000	\$1,007,000	02/29/2024	91.6%	182
7	W053334	4800 Spearhead #218	Whistler	1	1	1993		580	\$1,940	\$1,125,000	\$1,125,000	02/05/2024	100.0%	12
8	W053208	4809 Spearhead #408	Whistler	1	1	1990		574	\$1,951	\$1,180,000	\$1,120,000	01/11/2024	94.9%	40
9	W053483	4314 Main #336	Whistler	2	2	1996		750	\$1,843	\$1,300,000	\$1,382,000	03/15/2024	106.3%	11
10	W053404	4557 Blackcomb #403	Whistler	1	2	1990		621	\$2,198	\$1,370,000	\$1,365,000	02/16/2024	99.6%	4
11	W053448	4314 Main #422	Whistler	2	2	1995		862	\$2,030	\$1,799,000	\$1,750,000	03/25/2024	97.3%	31
12	W053267	4910 Spearhead #612	Whistler	2	2	1991		798	\$2,224	\$1,849,000	\$1,775,000	02/16/2024	96.0%	46
13	W052976	3309 Ptarmigan #324	Whistler	3	2	1992		1,469	\$1,293	\$1,950,000	\$1,900,000	02/16/2024	97.4%	140
14	W053403	4280 Mountain #303	Whistler	2	2	1982		936	\$2,404	\$2,250,000	\$2,250,000	02/15/2024	100.0%	3
15	W052747	4573 Chateau #310/311	Whistler	3	2	1988		1,156	\$1,747	\$2,300,000	\$2,020,000	01/28/2024	87.8%	194
16	W053460	4617 Blackcomb #57	Whistler	2	2	2005		1,484	\$2,763	\$4,179,000	\$4,100,000	03/13/2024	98.1%	13
17	W052925	4617 Blackcomb #37	Whistler	4	4	2005		2,529	\$3,677	\$9,380,000	\$9,300,000	02/22/2024	99.1%	162

Min	1	1	1976	355	\$1,136	\$479,000	\$479,000	87.8%	3
Max	4	4	2005	2,529	\$3,677	\$9,380,000	\$9,300,000	106.3%	194
Avg	2	2	1991	889	\$1,976	\$2,007,176	\$1,962,471	97.7%	63
Med	2	2	1992	750	\$1,852	\$1,300,000	\$1,365,000	98.1%	40

17

Total Listings

Average for all:	2	2	1991	889	\$1,976	\$2,007,176	\$1,962,471	97.7%	63
Median for all:	2	2	1992	750	\$1,852	\$1,300,000	\$1,365,000	98.1%	40

Quick Statistics

	Min	Max	Avg	Med
List Price	\$479,000	\$9,380,000	\$2,007,176	\$1,300,000
Sale Price	\$0	\$0	\$0	\$0
Sale / List	0.0%	0.0%	0.0%	0.0%