












# Market Analysis Summary |

Type: Condominium

#	MLS #	Address	City	 Bd	 Ba	 YB	 Land	 Sqft	 \$ Sqft	 List Price	 Sold Price	 Sold Date	 Sale/List	 DOM
<b>Listings: Sold</b>														
1	W053285	4315 Northlands #224	Whistler	1	1	1998		271	\$1,576	\$429,000	\$427,000	01/23/2024	99.5%	13
2	W053196	4315 Northlands #122	Whistler	1	1	1998		273	\$1,502	\$429,000	\$410,000	01/04/2024	95.6%	34
3	W053382	4315 Northlands #110	Whistler	1	1	1998		271	\$1,605	\$429,900	\$435,000	02/12/2024	101.2%	4
4	W053420	4308 Main #1225	Whistler	1	1	1996		586	\$765	\$459,000	\$448,000	03/20/2024	97.6%	33
5	W053437	4315 Northlands #617	Whistler	1	1	1997		242	\$2,052	\$460,000	\$496,500	03/26/2024	107.9%	35
6	W053506	4315 Northlands #611	Whistler	1	1	1997		297	\$1,672	\$479,000	\$496,500	03/12/2024	103.7%	4
7	W053577	4315 Northlands #311	Whistler	0	1	1997		265	\$1,811	\$480,000	\$480,000	03/27/2024	100.0%	4
8	W053539	4315 Northlands #612	Whistler	1	1	1997		295	\$1,663	\$490,500	\$490,500	03/15/2024	100.0%	5
9	W053408	4308 Main #1509	Whistler	1	1	1996		522	\$931	\$495,000	\$486,000	03/12/2024	98.2%	22
10	W053557	4090 Whistler #857	Whistler	1	1	2000		441	\$1,137	\$520,000	\$501,500	03/28/2024	96.4%	6
11	W053362	4090 Whistler #1027	Whistler	1	1	2000		443	\$1,261	\$549,000	\$558,800	02/09/2024	101.8%	9
12	W053326	4899 Painted Cliff #248	Whistler	1	1	1996		555	\$982	\$549,000	\$545,000	01/31/2024	99.3%	10
13	W053369	4090 Whistler #707	Whistler	1	1	2002		509	\$1,216	\$625,000	\$619,000	02/09/2024	99.0%	2
14	W053398	4090 Whistler #407	Whistler	1	1	2002		509	\$1,159	\$629,000	\$590,000	02/06/2024	93.8%	84
15	W053142	4320 Sundial #515	Whistler	1	1	1997		536	\$1,276	\$679,000	\$684,000	02/23/2024	100.7%	106
16	W053396	4090 Whistler #971	Whistler	1	1	2002		589	\$1,248	\$735,000	\$735,000	02/16/2024	100.0%	4
17	W053466	4315 Northlands #319	Whistler	1	1	1998		665	\$1,120	\$755,000	\$745,000	03/15/2024	98.7%	14
18	W053399	4315 Northlands #613	Whistler	1	1	1997		597	\$1,365	\$795,000	\$815,000	02/23/2024	102.5%	11
19	W053341	4090 Whistler #781/782	Whistler	2	2	2002		876	\$1,313	\$1,165,000	\$1,150,000	02/23/2024	98.7%	25
20	W053186	4090 Whistler #921	Whistler	2	2	2000		909	\$1,265	\$1,165,000	\$1,150,000	02/11/2024	98.7%	76
21	W053113	4320 Sundial #812	Whistler	2	2	1997		785	\$1,739	\$1,399,000	\$1,365,000	01/02/2024	97.6%	61
				<b>Min</b>	<b>0</b>	<b>1</b>	<b>1996</b>	<b>242</b>	<b>\$765</b>	<b>\$429,000</b>	<b>\$410,000</b>		<b>93.8%</b>	<b>2</b>
				<b>Max</b>	<b>2</b>	<b>2</b>	<b>2002</b>	<b>909</b>	<b>\$2,052</b>	<b>\$1,399,000</b>	<b>\$1,365,000</b>		<b>107.9%</b>	<b>106</b>
				<b>Avg</b>	<b>1</b>	<b>1</b>	<b>1998</b>	<b>497</b>	<b>\$1,365</b>	<b>\$653,162</b>	<b>\$648,943</b>		<b>99.6%</b>	<b>27</b>
				<b>Med</b>	<b>1</b>	<b>1</b>	<b>1998</b>	<b>509</b>	<b>\$1,276</b>	<b>\$549,000</b>	<b>\$545,000</b>		<b>99.3%</b>	<b>13</b>

21	<b>Total Listings</b>	<b>Average for all:</b>	1	1	1998	497	\$1,365	\$653,162	\$648,943	99.6%	27
		<b>Median for all:</b>	1	1	1998	509	\$1,276	\$549,000	\$545,000	99.3%	13

	Min	Max	Avg	Med
<b>Quick Statistics</b>				
List Price	\$429,000	\$1,399,000	\$653,162	\$549,000
Sale Price	\$0	\$0	\$0	\$0
Sale / List	0.0%	0.0%	0.0%	0.0%