











# Market Analysis Summary |

Type: Townhouse

#	MLS #	Address	City	 Bd	 Ba	 YB	 Land	 Sqft	 \$ Sqft	 List Price	 Sold Price	 Sold Date	 Sale/List	 DOM
<b>Listings: Sold</b>														
1	W053346	6850 Crabapple #310	Whistler	1	1	1974		394	\$1,701	\$689,000	\$670,000	02/06/2024	97.2%	6
2	W052953	3070 Hillcrest #112	Whistler	1	1	1994		536	\$1,353	\$775,000	\$725,000	01/19/2024	93.5%	119
3	W053439	4405 Blackcomb #309	Whistler	1	1	1997		489	\$1,687	\$825,000	\$825,000	03/06/2024	100.0%	12
4	W053280	4335 Northlands #83	Whistler	1	1	1996		503	\$1,670	\$849,000	\$840,000	01/31/2024	98.9%	22
5	W053436	6127 Eagleridge #27	Whistler	1	1	1987		741	\$1,181	\$899,000	\$875,000	03/07/2024	97.3%	12
6	W053449	2101 Castle #204	Whistler	2	1	1987		544	\$1,756	\$975,000	\$955,000	03/07/2024	97.9%	10
7	W053496	6117 Eagle #114	Whistler	1	1	1982		812	\$1,281	\$1,049,000	\$1,040,000	03/13/2024	99.1%	6
8	W053252	2101 Castle #402	Whistler	2	2	1987		814	\$1,321	\$1,129,000	\$1,075,000	02/21/2024	95.2%	63
9	W053228	3102 Panorama Ridge #1	Whistler	2	1	1992		925	\$1,189	\$1,135,000	\$1,100,000	02/02/2024	96.9%	52
10	W053018	2110 Whistler #36	Whistler	4	2	1978		1,034	\$1,255	\$1,349,000	\$1,298,000	01/04/2024	96.2%	90
11	W053363	4388 Northlands #101	Whistler	2	2	1997		763	\$1,809	\$1,395,000	\$1,380,000	02/16/2024	98.9%	15
12	W053410	6127 Eagle Ridge #40	Whistler	3	2	1986		1,343	\$1,080	\$1,499,000	\$1,450,000	03/15/2024	96.7%	28
13	W053366	2301 Taluswood #21	Whistler	2	2	2000		969	\$1,754	\$1,735,000	\$1,700,000	02/23/2024	98.0%	18
14	W053254	4405 Blackcomb #203	Whistler	2	2	1997		1,107	\$1,554	\$1,749,000	\$1,720,000	01/15/2024	98.3%	25
15	W052926	4891 Painted Cliff #20	Whistler	2	2	1992		961	\$1,811	\$1,799,000	\$1,740,000	01/11/2024	96.7%	116
16	W053317	3300 Ptarmigan #310	Whistler	3	2	1996		1,389	\$1,397	\$1,950,000	\$1,940,000	01/27/2024	99.5%	8
17	W053303	1200 Alta Lake #74	Whistler	4	2	1991		1,448	\$1,450	\$2,099,000	\$2,099,000	01/28/2024	100.0%	13
18	W053372	2323 Taluswood #2	Whistler	3	2	2000		1,302	\$1,786	\$2,325,000	\$2,325,000	02/16/2024	100.0%	10
19	W053300	4890 Painted Cliff #1	Whistler	3	2	1994		1,212	\$2,120	\$2,569,000	\$2,569,000	01/25/2024	100.0%	10
20	W053130	2641 Whistler #4	Whistler	4	2	1996		1,617	\$1,616	\$2,699,000	\$2,612,500	03/20/2024	96.8%	134
21	W053405	8030 Nicklaus North #10	Whistler	3	3	1997		1,815	\$1,515	\$2,770,000	\$2,750,000	03/27/2024	99.3%	44
22	W053249	4644 Blackcomb #33	Whistler	3	2	1993		1,545	\$1,748	\$2,800,000	\$2,700,000	01/14/2024	96.4%	25
23	W053048	2324 Taluswood #4	Whistler	3	3	2001		1,848	\$1,623	\$3,280,000	\$3,000,000	01/25/2024	91.5%	106
24	W053348	4891 Painted Cliff #42	Whistler	3	3	1993		1,279	\$2,541	\$3,349,000	\$3,250,000	03/25/2024	97.0%	55
25	W053425	4705 Glacier #24	Whistler	3	3	1989		1,700	\$2,353	\$4,000,000	\$4,000,000	03/08/2024	100.0%	17
26	W053103	7124 Nancy Greene #40	Whistler	4	4	2009		2,737	\$1,535	\$4,795,000	\$4,200,000	01/08/2024	87.6%	68
27	W053468	4150 Tantalus #39	Whistler	4	5	1995		2,967	\$1,618	\$4,880,000	\$4,800,000	03/24/2024	98.4%	20

# Market Analysis Summary |

Type: Townhouse

#	MLS #	Address	City	Bd	Ba	YB	Land	Sqft	\$ Sqft	List Price	Sold Price	Sold Date	Sale/List	DOM
---	-------	---------	------	----	----	----	------	------	---------	------------	------------	-----------	-----------	-----

## Listings: Sold

28	W052997	8378 Glen Abbey	Whistler	4	4	2002		2,228	\$2,469	\$5,898,000	\$5,500,000	02/16/2024	93.3%	137
29	W053381	4705 Glacier #14	Whistler	4	4	1988		1,791	\$3,272	\$5,990,000	\$5,860,000	03/13/2024	97.8%	34

<b>Min</b>	<b>1</b>	<b>1</b>	<b>1974</b>					<b>394</b>	<b>\$1,080</b>	<b>\$689,000</b>	<b>\$670,000</b>		<b>87.6%</b>	<b>6</b>
<b>Max</b>	<b>4</b>	<b>5</b>	<b>2009</b>					<b>2,967</b>	<b>\$3,272</b>	<b>\$5,990,000</b>	<b>\$5,860,000</b>		<b>100.0%</b>	<b>137</b>
<b>Avg</b>	<b>2</b>	<b>2</b>	<b>1993</b>					<b>1,269</b>	<b>\$1,705</b>	<b>\$2,319,138</b>	<b>\$2,241,328</b>		<b>97.2%</b>	<b>44</b>
<b>Med</b>	<b>3</b>	<b>2</b>	<b>1994</b>					<b>1,212</b>	<b>\$1,623</b>	<b>\$1,799,000</b>	<b>\$1,740,000</b>		<b>97.8%</b>	<b>25</b>

29

**Total Listings**

<b>Average for all:</b>	<b>2</b>	<b>2</b>	<b>1993</b>					<b>1,269</b>	<b>\$1,705</b>	<b>\$2,319,138</b>	<b>\$2,241,328</b>		<b>97.2%</b>	<b>44</b>
<b>Median for all:</b>	<b>3</b>	<b>2</b>	<b>1994</b>					<b>1,212</b>	<b>\$1,623</b>	<b>\$1,799,000</b>	<b>\$1,740,000</b>		<b>97.8%</b>	<b>25</b>

**Quick Statistics**

	<b>Min</b>	<b>Max</b>	<b>Avg</b>	<b>Med</b>
<b>List Price</b>	<b>\$689,000</b>	<b>\$5,990,000</b>	<b>\$2,319,138</b>	<b>\$1,799,000</b>
<b>Sale Price</b>	<b>\$0</b>	<b>\$0</b>	<b>\$0</b>	<b>\$0</b>
<b>Sale / List</b>	<b>0.0%</b>	<b>0.0%</b>	<b>0.0%</b>	<b>0.0%</b>