












Market Analysis Summary |

Listings as of 10/10/2024 at 2:03 pm, Page 1 of 2

Type: Chalet

#	MLS #	Address	City	 Bd	 Ba	 YB	 Land	 Sqft	 \$ Sqft	 List Price	 Sold Price	 Sold Date	 Sale/List	 DOM
Listings: Sold														
1	W053669	35 Garibaldi	Whistler	5	3	1985	7,535 sq ft	2,062	\$776	\$1,875,000	\$1,600,000	09/23/2024	85.3%	159
2	W053513	2290 Brandywine	Whistler	3	2	1986	6523 SQFT	1,506	\$1,142	\$1,888,000	\$1,720,000	08/29/2024	91.1%	171
3	W055111	8344 Needles	Whistler	4	3	1994	10150	1,654	\$1,323	\$2,299,000	\$2,187,500	09/26/2024	95.2%	73
4	W055300	7449 Ambassador	Whistler	7	3	1977		2,236	\$1,073	\$2,499,000	\$2,400,000	09/19/2024	96.0%	2
5	W054843	8217 Valley Drive	Whistler	4	4	1993	12632	3,018	\$787	\$2,499,000	\$2,375,000	07/02/2024	95.0%	47
6	W054926	9599 Emerald	Whistler	5	4	1993	10000	2,072	\$1,359	\$2,990,000	\$2,815,000	07/12/2024	94.1%	36
7	W055007	2757 Coyote	Whistler	7	5	1996	10516	3,496	\$887	\$3,095,000	\$3,100,000	07/05/2024	100.2%	15
8	W053692	3317 Panorama	Whistler	4	3	1983	7,665 sq ft	2,584	\$1,084	\$3,099,000	\$2,800,000	09/27/2024	90.4%	157
9	W054908	6561 Balsam	Whistler	4	3	1971	9,860 sqft.	1,588	\$1,889	\$3,100,000	\$3,000,000	07/04/2024	96.8%	30
10	W055168	8313 Chalet	Whistler	6	3	1982	10121	2,793	\$1,147	\$3,399,000	\$3,204,300	09/27/2024	94.3%	57
11	W053752	2309 Boulder	Whistler	5	4	1990	5824	3,023	\$1,025	\$3,400,000	\$3,100,000	08/04/2024	91.2%	93
12	W055052	3246 Archibald	Whistler	7	4	1979	8890	2,955	\$1,100	\$3,595,000	\$3,250,000	09/06/2024	90.4%	71
13	W053250	3566 Falcon	Whistler	3	3	1997	5876	2,128	\$1,715	\$3,795,000	\$3,650,000	07/19/2024	96.2%	212
14	W051801	8047 Nicklaus North	Whistler	4	4	1997	8,191 sq/ft	2,990	\$1,806	\$5,599,000	\$5,400,000	07/30/2024	96.4%	0
15	W053653	8007 Cypress	Whistler	5	4	2015		3,559	\$1,555	\$5,999,000	\$5,535,000	08/11/2024	92.3%	116
16	W055124	8457 Matterhorn	Whistler	4	5	2024	9,750 sq/ft	3,412	\$1,832	\$6,250,000	\$6,250,000	07/17/2024	100.0%	0
17	W055137	8420 Golden Bear	Whistler	5	5	1999	9,041 sq/ft	3,200	\$1,891	\$6,290,000	\$6,050,000	09/16/2024	96.2%	56
18	W055115	3278 Archibald	Whistler	4	3	1984	10672	2,246	\$3,005	\$6,998,000	\$6,750,000	08/07/2024	96.5%	22
19	W055315	3323 Lakeside	Whistler	3	2	1987		2,036	\$4,273	\$8,700,000	\$8,700,000	09/13/2024	100.0%	0
				Min	3	2	1971		1,506	\$776	\$1,875,000	\$1,600,000	85.3%	0
				Max	7	5	2024		3,559	\$4,273	\$8,700,000	\$8,700,000	100.2%	212
				Avg	4	3	1991		2,556	\$1,562	\$4,072,053	\$3,888,779	94.6%	69
				Med	4	3	1990		2,584	\$1,323	\$3,399,000	\$3,100,000	95.2%	56

19	Total Listings	Average for all:	4	3	1991	2,556	\$1,562	\$4,072,053	\$3,888,779	94.6%	69
		Median for all:	4	3	1990	2,584	\$1,323	\$3,399,000	\$3,100,000	95.2%	56

	Min	Max	Avg	Med	
Quick Statistics	List Price	\$1,875,000	\$8,700,000	\$4,072,053	\$3,399,000
	Sale Price	\$0	\$0	\$0	\$0
	Sale / List	0.0%	0.0%	0.0%	0.0%