












# Market Analysis Summary |

Type: Condominium

#	MLS #	Address	City	 Bd	 Ba	 YB	 Land	 Sqft	 \$ Sqft	 List Price	 Sold Price	 Sold Date	 Sale/List	 DOM
<b>Listings: Sold</b>														
1	W055262	2111 Whistler #212	Whistler	1	1	1976		228	\$1,360	\$324,000	\$310,000	09/30/2024	95.7%	25
2	W055084	4340 Lorimer Road #344	Whistler	1	1	1993		546	\$1,429	\$810,000	\$780,000	09/19/2024	96.3%	77
3	W054850	4350 Lorimer #340	Whistler	1	1	1993		547	\$1,490	\$859,000	\$815,000	07/10/2024	94.9%	51
4	W055151	4340 Lorimer #352	Whistler	1	1	1993		547	\$1,572	\$899,999	\$860,000	08/06/2024	95.6%	11
5	W055247	4200 Whistler #120	Whistler	2	2	1980		830	\$1,095	\$949,000	\$909,000	09/08/2024	95.8%	10
6	W054925	2129 Lake Placid #305 A	Whistler	2	2	1976		840	\$1,119	\$950,000	\$940,000	09/23/2024	98.9%	109
7	W055110	4314 Main #238	Whistler	1	1	1995		550	\$1,736	\$998,000	\$955,000	08/30/2024	95.7%	45
8	W053784	4111 Golfers Approach #3	Whistler	1	1	1981		850	\$1,153	\$999,000	\$980,000	07/30/2024	98.1%	84
9	W053660	4800 Spearhead #413	Whistler	1	1	1994		590	\$2,119	\$1,299,000	\$1,250,000	07/29/2024	96.2%	105
10	W054900	2021 Karen #204	Whistler	2	2	1979		828	\$1,606	\$1,349,900	\$1,330,000	08/23/2024	98.5%	114
11	W055088	4660 Blackcomb #303	Whistler	2	2	1998		834	\$1,978	\$1,688,000	\$1,650,000	08/28/2024	97.7%	51
12	W052737	8080 Nicklaus North #303	Whistler	2	2	1996		1,035	\$1,643	\$1,799,000	\$1,700,000	09/30/2024	94.5%	442
13	W053638	4800 Spearhead #426	Whistler	2	2	1993		787	\$2,192	\$1,815,000	\$1,725,000	08/02/2024	95.0%	116
14	W054930	4201 Sunshine #5	Whistler	2	2	1980		1,250	\$1,400	\$1,850,000	\$1,750,000	08/19/2024	94.6%	74
15	W055160	2202 Gondola #618	Whistler	3	3	2002		1,532	\$1,893	\$3,065,000	\$2,900,000	08/03/2024	94.6%	2
16	W055135	4910 Spearhead #610	Whistler	3	2	1991		1,436	\$2,577	\$3,700,000	\$3,700,000	07/17/2024	100.0%	2
				<b>Min</b>	<b>1</b>	<b>1</b>	<b>1976</b>		<b>228</b>	<b>\$1,095</b>	<b>\$324,000</b>	<b>\$310,000</b>	<b>94.5%</b>	<b>2</b>
				<b>Max</b>	<b>3</b>	<b>3</b>	<b>2002</b>		<b>1,532</b>	<b>\$2,577</b>	<b>\$3,700,000</b>	<b>\$3,700,000</b>	<b>100.0%</b>	<b>442</b>
				<b>Avg</b>	<b>2</b>	<b>2</b>	<b>1989</b>		<b>827</b>	<b>\$1,648</b>	<b>\$1,459,681</b>	<b>\$1,409,625</b>	<b>96.4%</b>	<b>82</b>
				<b>Med</b>	<b>2</b>	<b>2</b>	<b>1993</b>		<b>829</b>	<b>\$1,589</b>	<b>\$1,149,000</b>	<b>\$1,115,000</b>	<b>95.7%</b>	<b>63</b>

16	Total Listings	Average for all:	2	2	1989	827	\$1,648	\$1,459,681	\$1,409,625	96.4%	82
		Median for all:	2	2	1993	829	\$1,589	\$1,149,000	\$1,115,000	95.7%	63

	Min	Max	Avg	Med
Quick Statistics	List Price \$324,000	\$3,700,000	\$1,459,681	\$1,149,000
	Sale Price \$0	\$0	\$0	\$0
	Sale / List 0.0%	0.0%	0.0%	0.0%