





Market Analysis Summary |

Type: Shared Owner

#	MLS #	Address	City	 Bd	 Ba	 YB	 Land	 Sqft	 \$ Sqft	 List Price	 Sold Price	 Sold Date	 Sale/List	 DOM
Listings: Sold														
1	W055220	3121 Hawthorne	Whistler	3	3	1979	6722	1,596	\$29	\$59,000	\$47,000	09/16/2024	79.7%	32
2	W055066	2036 London #312B	Whistler	1	1	2001		593	\$312	\$199,000	\$185,000	08/15/2024	93.0%	43
3	W055251	4653 Blackcomb #202 G2	Whistler	1	1	2000		653	\$312	\$207,000	\$204,000	08/30/2024	98.6%	1
4	W053648	2036 London #317D	Whistler	1	1	2001		589	\$348	\$217,000	\$205,000	07/18/2024	94.5%	98
5	W055231	2020 London #217A	Whistler	1	1	2008		592	\$370	\$228,000	\$219,000	09/26/2024	96.1%	37
6	W055149	2020 London #414A	Whistler	1	1	2008		599	\$401	\$248,500	\$240,000	07/29/2024	96.6%	4
7	W053609	2020 London #416C	Whistler	1	1	2008		592	\$410	\$250,000	\$242,500	07/30/2024	97.0%	118
8	W055164	2036 London #329D	Whistler	2	2	2001		898	\$312	\$288,500	\$280,000	08/07/2024	97.1%	6
9	W055245	4653 Blackcomb #207 G4	Whistler	2	2	2000		943	\$338	\$327,000	\$318,500	09/04/2024	97.4%	5
10	W055158	4653 Blackcomb #210 G3	Whistler	2	2	2000		973	\$316	\$329,000	\$307,000	09/07/2024	93.3%	39
11	W055243	2020 London #112A	Whistler	2	2	2008		1,008	\$367	\$379,000	\$370,000	08/30/2024	97.6%	5
12	W055055	2020 London #206D	Whistler	2	2	2008		1,008	\$366	\$379,000	\$369,000	07/12/2024	97.4%	14
13	W055197	2300 Nordic #22D	Whistler	4	4	2003		2,594	\$148	\$389,000	\$385,000	08/24/2024	99.0%	14
14	W055172	2300 Nordic #5	Whistler	4	4	2003		2,587	\$149	\$389,000	\$385,000	08/15/2024	99.0%	14
15	W055063	2020 London #113C	Whistler	2	2	2008		1,018	\$359	\$389,000	\$365,000	08/27/2024	93.8%	56
16	W055086	2036 London #339A	Whistler	3	2	2001		1,247	\$347	\$439,000	\$432,500	07/09/2024	98.5%	3

Min	1	1	1979	589	\$29	\$59,000	\$47,000	79.7%	1
Max	4	4	2008	2,594	\$410	\$439,000	\$432,500	99.0%	118
Avg	2	2	2002	1,093	\$305	\$294,813	\$284,656	95.5%	31
Med	2	2	2002	958	\$342	\$307,750	\$293,500	97.0%	14

16	Total Listings	Average for all:	2	2	2002	1,093	\$305	\$294,813	\$284,656	95.5%	31
		Median for all:	2	2	2002	958	\$342	\$307,750	\$293,500	97.0%	14

	Min	Max	Avg	Med
Quick Statistics	List Price \$59,000	\$439,000	\$294,813	\$307,750
	Sale Price \$0	\$0	\$0	\$0
	Sale / List 0.0%	0.0%	0.0%	0.0%