












Market Analysis Summary |

Listings as of 10/10/2024 at 2:20 pm, Page 1 of 2

Type: Townhouse

#	MLS #	Address	City	 Bd	 Ba	 YB	 Land	 Sqft	 \$ Sqft	 List Price	 Sold Price	 Sold Date	 Sale/List	 DOM
Listings: Sold														
1	W055065	2114 Sarajevo #2	Whistler	1	1	1985		423	\$1,773	\$785,000	\$750,000	08/23/2024	95.5%	51
2	W055267	2130 Sarajevo #2	Whistler	1	1	1986		400	\$1,900	\$799,000	\$760,000	09/25/2024	95.1%	20
3	W055033	6850 Crabapple #106	Whistler	1	1	1973		501	\$1,712	\$895,000	\$857,500	09/20/2024	95.8%	88
4	W055093	6800 Crabapple #16	Whistler	2	2	1985		668	\$1,422	\$950,000	\$950,000	07/12/2024	100.0%	2
5	W055133	8100 Alpine #9	Whistler	2	1	1973		830	\$1,181	\$995,000	\$980,000	08/27/2024	98.5%	39
6	W053459	2101 Castle #401	Whistler	3	2	1987		1,002	\$1,073	\$1,125,000	\$1,075,000	07/31/2024	95.6%	154
7	W055199	4355 Northlands #13	Whistler	1	1	1997		642	\$1,752	\$1,150,000	\$1,125,000	09/05/2024	97.8%	28
8	W055256	4725 Spearhead #11	Whistler	2	1	1988		879	\$1,337	\$1,189,000	\$1,175,000	09/09/2024	98.8%	8
9	W053719	8072 Timber #7	Whistler	3	2	1979		1,354	\$921	\$1,299,000	\$1,247,000	08/08/2024	96.0%	104
10	W055232	2400 Cavendish #72	Whistler	2	3	1979		1,467	\$972	\$1,395,000	\$1,426,000	09/13/2024	102.2%	21
11	W055299	8082 Timber #3	Whistler	3	2	1977		1,244	\$1,085	\$1,399,000	\$1,350,000	09/12/2024	96.5%	7
12	W055038	2222 Castle #114	Whistler	3	2	1994		1,152	\$1,359	\$1,599,000	\$1,565,000	07/28/2024	97.9%	32
13	W055200	4355 Northlands #100	Whistler	2	2	1997		975	\$1,692	\$1,700,000	\$1,650,000	08/16/2024	97.1%	8
14	W054830	4725 Spearhead #18	Whistler	2	2	1988		1,185	\$1,450	\$1,729,000	\$1,718,000	09/13/2024	99.4%	124
15	W054934	4355 Northlands #4	Whistler	2	2	1997		978	\$1,810	\$1,789,000	\$1,770,000	09/04/2024	98.9%	92
16	W054865	6900 Crabapple #C5	Whistler	3	3	1972		1,155	\$1,515	\$1,899,000	\$1,750,000	08/23/2024	92.2%	92
17	W055189	1200 Alta Lake #94	Whistler	3	4	1991		1,935	\$1,000	\$1,979,000	\$1,935,000	08/28/2024	97.8%	19
18	W054944	4661 Blackcomb #21	Whistler	2	2	2015		1,077	\$1,848	\$2,049,000	\$1,990,000	07/08/2024	97.1%	27
19	W054906	1200 Alta Lake #80	Whistler	3	2	1988		1,359	\$1,508	\$2,050,000	\$2,050,000	07/03/2024	100.0%	35
20	W055121	4661 Blackcomb #2	Whistler	2	2	1996		1,087	\$1,869	\$2,099,000	\$2,032,000	07/18/2024	96.8%	3
21	W055138	3144 St. Moritz	Whistler	2	2	1988		1,193	\$1,865	\$2,289,000	\$2,225,000	09/06/2024	97.2%	45
22	W053823	4661 Blackcomb #34	Whistler	3	2	1996		1,387	\$1,810	\$2,575,000	\$2,510,000	07/28/2024	97.5%	76
23	W055211	2250 Nordic #14	Whistler	3	3	1995		1,665	\$1,502	\$2,650,000	\$2,500,000	08/29/2024	94.3%	14
24	W055025	4877 Casabella	Whistler	3	3	2000		1,508	\$1,856	\$2,799,000	\$2,799,000	07/15/2024	100.0%	24
25	W053595	3525 Falcon #12	Whistler	4	3	1992		1,948	\$1,463	\$2,995,000	\$2,850,000	09/11/2024	95.2%	166
26	W054937	4805 Casabella	Whistler	4	4	2000		1,592	\$1,924	\$3,150,000	\$3,062,500	07/05/2024	97.2%	28
27	W055108	4608 Montebello	Whistler	3	3	1997		1,355	\$2,325	\$3,199,000	\$3,150,000	07/17/2024	98.5%	5

Market Analysis Summary |

Type: Townhouse

#	MLS #	Address	City	 Bd	 Ba	 YB	 Land	 Sqft	 \$ Sqft	 List Price	 Sold Price	 Sold Date	 Sale/List	 DOM
---	-------	---------	------	--	--	--	--	--	---	--	--	---	---	---

Listings: Sold

28	W055212	4602 Montebello	Whistler	3	3	1997		1,355	\$2,214	\$3,249,000	\$3,000,000	09/26/2024	92.3%	42
29	W054891	4652 Blackcomb #45D	Whistler	4	2	1995		1,664	\$2,163	\$3,695,000	\$3,600,000	07/12/2024	97.4%	45
				Min	1	1		400	\$921	\$785,000	\$750,000		92.2%	2
				Max	4	4		1,948	\$2,325	\$3,695,000	\$3,600,000		102.2%	166
				Avg	2	2		1,172	\$1,597	\$1,912,931	\$1,856,966		97.2%	48
				Med	3	2		1,185	\$1,692	\$1,789,000	\$1,750,000		97.2%	32

29	Total Listings	Average for all:	2	2	1990		1,172	\$1,597	\$1,912,931	\$1,856,966		97.2%	48
		Median for all:	3	2	1991		1,185	\$1,692	\$1,789,000	\$1,750,000		97.2%	32

	Min	Max	Avg	Med
Quick Statistics				
List Price	\$785,000	\$3,695,000	\$1,912,931	\$1,789,000
Sale Price	\$0	\$0	\$0	\$0
Sale / List	0.0%	0.0%	0.0%	0.0%